



SUMMER VACATION

HOLIDAY HOMEWORK

Name : _____

Class & Section : _____

Roll Number : _____

Subject : _____

“ Use your summer
to learn, have fun
and make beautiful
memories. ”

HAPPY SUMMER HOLIDAYS!

Complete your homework neatly and submit it on time. ♥

Relax

Refresh

Recharge

Learn



Dear Students,

Wishing you all a happy and refreshing summer vacation. I hope you enjoy this break by spending quality time with your family and friends. Along with having fun and relaxing, please remember to complete your holiday homework on time. It is a great way to continue learning and remain connected with your studies during the holidays.

I am very pleased with the dedication, effort, and enthusiasm each one of you has shown throughout this semester. Keep learning, stay motivated, and continue exploring new things.

Looking forward to meeting you all again when school reopens on **Wednesday, 1st July, 2026.**

Best wishes,

Rajesh Sharma

Dear Parents,

- Summer vacation will commence from **Monday, 18th May, 2026** to **Tuesday, 30th June, 2026.** The school will reopen on **Wednesday, 1st July, 2026.**
- In order to keep children productively involved during the holidays, holiday homework has been assigned. We request parents to encourage and assist your child in completing the work sincerely and with creativity.
- Subject-wise homework details have been provided separately.



Important Instructions


- Take printouts on A4 size sheets and do the work as directed.
- Marks will be awarded for every assignment worksheet/project in the upcoming **Term-1 Examination**.
- Project/assignment worksheets will be assessed and awarded on the basis of neatness and creativity.
- All assignments must be submitted in a transparent folder with your ward's name, roll no. and class mentioned on it.
- The completed holiday homework must be submitted to the school on **Monday, 6th July, 2026**.
- Wishing you all a joyful and relaxing summer vacation!

PROJECT WORK

English - **Roll No. 1 to 5**

Activity: Make a beautiful craft work on the topic 'Articles'.

For Example



Link: <https://www.youtube.com/watch?v=LkKlaH32WOU>

Hindi - **Roll No. 6 to 10**

Activity: वचन बदलो

उदाहरण



Link: [TLM Hindi/Vachan Badlo/Hindi Project/tlm for primary/hindi working model #shorts #shoolproject - YouTube](https://www.youtube.com/watch?v=LkKlaH32WOU)

Maths - **Roll No. 11 to 15**

Activity: Make a beautiful craft work on the topic 'Time'.

For Example



Link: [Use cardboard to make a small alarm clock that can move around || and easily teach children || craft](https://www.youtube.com/watch?v=LkKlaH32WOU)

EVS - Roll No. 16 to 20

Model work:- My School

For Example



Link: [Day and night working model | Illuminated sun and moon model | DIY project | Diyas funplay](#)

Computer - Roll No. 21 to 25

The Model: A "Cardboard Box Computer."

How to Build It:

Monitor: Use a square shoebox. Paint the front black and draw a simple desktop scene (like the default screen) using crayons.

CPU (Central Processing Unit): Take a rectangular box (like an old router or toothpaste box). Cut out a circle for the CD drive and a small square for the power button.

Keyboard: Use a flat piece of cardboard. Draw a grid of small rectangles on it, writing letters, numbers, and spacebars to look like the real thing.

Mouse: Shape a small piece of thermocol or clay into a pebble-like shape and draw a scrolling wheel on top.

For Example



Link: <https://youtu.be/4EcB8XnfQEO?si=Jbio6upsqSnMDxv7>

Safety Troop - Roll No. 26 onwards

Activity: Make a beautiful craft work on feelings.



Link: <https://www.youtube.com/watch?v=LkKlaH32WOU>

G.K - Roll No. 1 to 12

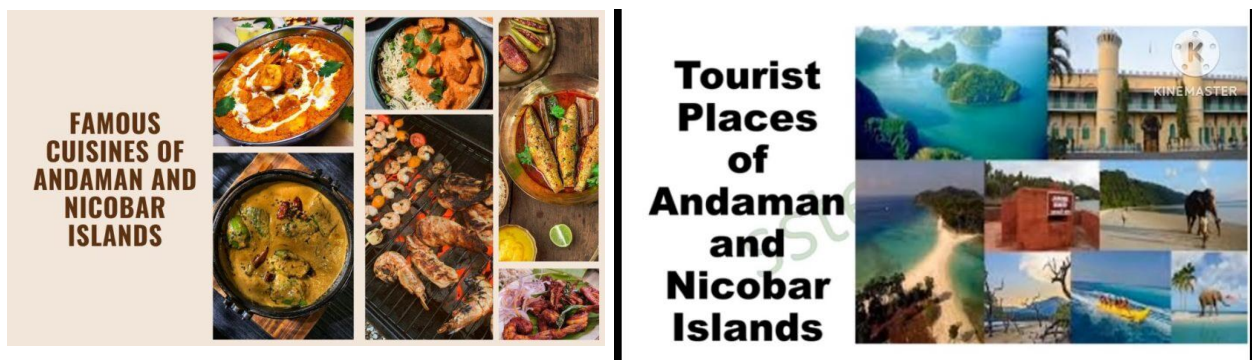
TOPIC: Andaman & Nicobar Islands

MATERIALS REQUIRED: A3 Size Sheet, Sketch Pens, Colors, Pictures

ACTIVITY: Make a beautiful collage on Andaman & Nicobar Islands which include its FAMOUS TOURIST PLACES and FAMOUS DISH and name them.

Also, decorate the sheet by drawing Palm Trees and Coconut Trees and do finger printing inside them.

REFERENCE:



G.K - Roll No. 13 to 24

TOPIC: Andaman & Nicobar Islands

MATERIALS REQUIRED: A3 Size Sheet, Sketch Pens, Colors, Pictures

ACTIVITY: Make a beautiful collage on Andaman & Nicobar Islands which include its BEACHES and TRADITIONAL CLOTHES and name them.

Also, decorate the sheet by drawing Palm Trees and Coconut Trees and do finger printing inside them.

REFERENCE:



DRESSES OF ANDAMAN AND NICOBAR ISLANDS



G.K - **Roll No. 25 onwards**

TOPIC: Andaman & Nicobar Islands

MATERIALS REQUIRED: A3 Size Sheet, Sketch Pens, Colors, Pictures

ACTIVITY: Make a beautiful collage on Andaman & Nicobar Islands which include its **FLORA & FAUNA** and **MARINE LIFE** and name them.

Also, decorate the sheet by drawing Palm Trees and Coconut Trees and do finger printing inside them.

REFERENCE

MARINE LIFE



Drawing - Roll No. 1 to 18

Topic: Ice Cream Stick Photo Frame

Materials: Ice cream sticks, glue, colour

Steps:

Arrange sticks in square shape.

Paste your photo inside.

Decorate with stars or beads.

For example:



Drawing - Roll No. 19 onwards

Topic: Best Out of Waste Craft

Make a pen holder using an old bottle or box.

Decorate with paper and colors.

For example:



Subject - English

1. One and Many



bun



Blank handwriting lines for the word 'bun'.



ball



Blank handwriting lines for the word 'ball'.



bat



Blank handwriting lines for the word 'bat'.



star



Blank handwriting lines for the word 'star'.



table



Blank handwriting lines for the word 'table'.



bird



Blank handwriting lines for the word 'bird'.

2. Mark ✓ on the correct article.

a an the → ant 

a an the → sun 

a an the → plant 

a an the → eagle 

a an the → egg 

a an the → moon 

a an the → car 

a an the → ball 


3. Fill in the blanks with This or That.

1.  → _____ is an apple.

2. _____ is a van. → 


3.  → _____ is a house.

4. _____ is a tree. → 

5. _____ is a flower. → 

6.  → _____ is a fish.

7. _____ is a bird. → 


8.  → _____ is a table.

4. Draw a line to match opposite gender nouns.

| Male | | Female |
|-------------|--|-------------|
| Husband | | Woman |
| Man | | Daughter |
| Father | | Wife |
| King | | Aunt |
| Uncle | | Mother |
| Son | | Queen |
| Brother | | Huntress |
| Actor | | Mistress |
| Master | | Sister |
| Hunter | | Actress |
| Hero | | Princess |
| Grandfather | | Heroin |
| Prince | | Grandmother |

SUBJECT: HINDI

प्र०1. गिनो और लिखो।



प्र०2. नीचे दी गई गतिविधि के लिए सही क्रिया शब्द छाँटकर लिखिए ।

| | | | | |
|-------|-------|------------|-----------|--------|
| खेलना | चढ़ना | खाना बनाना | खाना खाना | खेलना |
| टहलना | लिखना | तैरना | नाचना | दौड़ना |















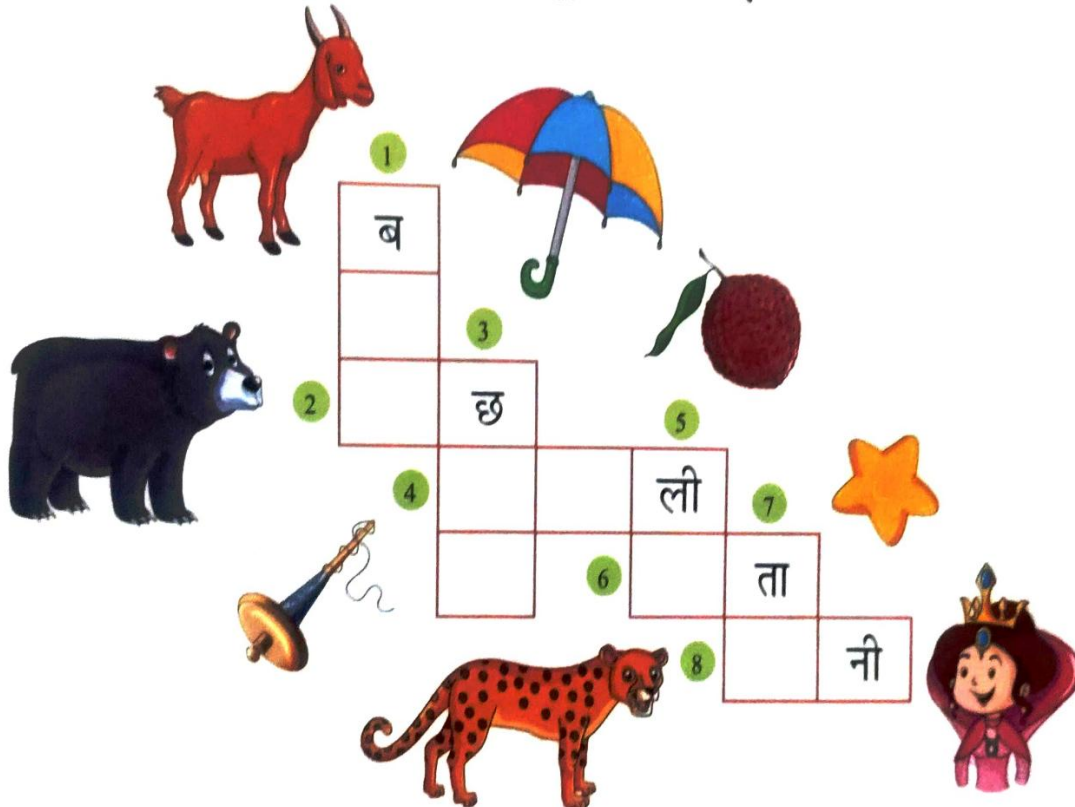




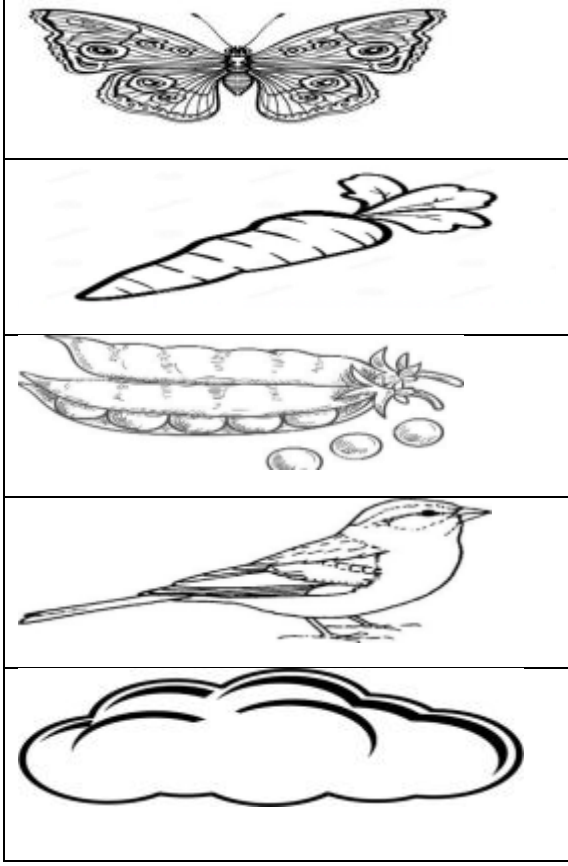
प्र०3.चित्र के अनुसार सही शब्द पर निशान लगाओ ।

| | | | |
|--|------|-------|-------|
|  | चीकू | अनार | पपीता |
|  | आज | आग | आम |
|  | इमली | ईख | सेब |
|  | आम | अनार | ईख |
|  | ऊँट | उल्लू | पेड़ |
|  | ऊन | ऐनक | अनार |

प्र०4.चित्र देखकर शब्द-सीढ़ी पूरी कीजिए।




प्रश्न 5. मिलान करो ।




| |
|---------|
| बादल |
| चिड़िया |
| तितली |
| गाजर |
| मटर |

Subject: Maths






Q.1. Write the missing numbers.



Q.2. Draw a line to join each set of dots to the correct number.

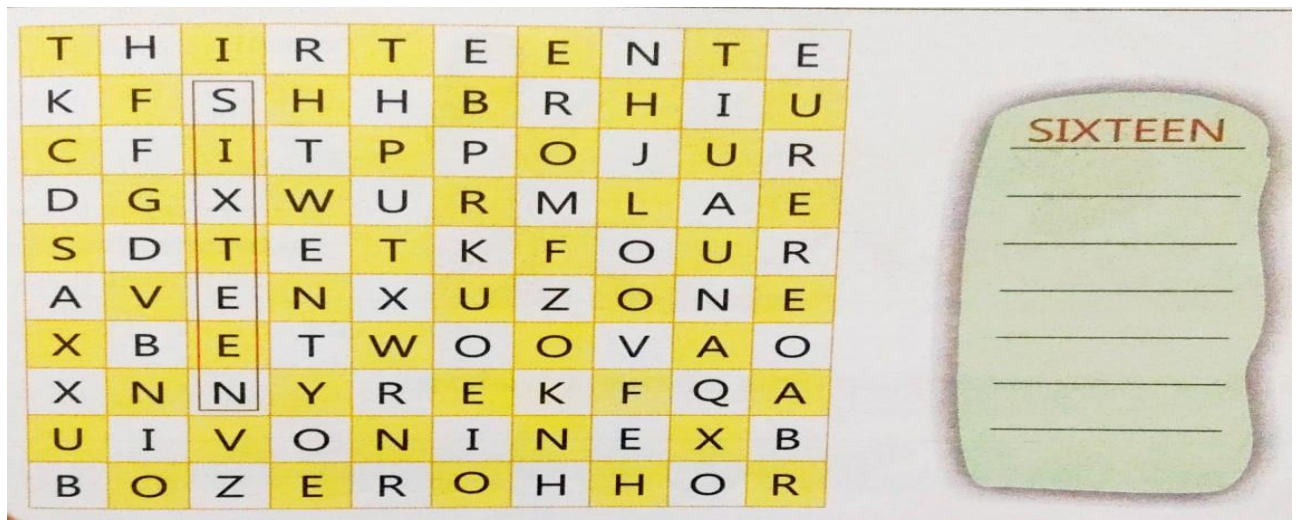


Q.3. Which day comes next/before?



Q.4. Find the following number names in the given wordsearch.

THIRTEEN , ZERO , SIXTEEN , NINE , TWENTY , ONE , FOUR



Q.5 Arrange the numbers in ascending order.

i) 4 , 7 , 5 , 3

Ans. _____

ii) 6 , 2 , 3 , 8

Ans. _____

iii) 3 , 9 , 7 , 5

Ans. _____

iv) 5 , 9 , 8 , 4

Ans. _____

Q.6 Arrange the numbers in descending order.

i) 2 , 6 , 7 , 5

Ans. _____

ii) 5 , 1 , 9 , 8

Ans. _____

iii) 6 , 9 , 7 , 4

Ans. _____

iv) 8 , 6 , 2 , 7

Ans. _____

Q.7.Count and write the numbers.



3 bears and



5 bears is equal to



bears.



2 cars and



7 cars is equal to



cars.



4 trees and



2 trees is equal to



trees.



5 rabbits and



2 rabbits is equal to



rabbits.



1 book and



4 books is equal to



books.

Subject - E.V.S

1. Write the missing letter in the blank to complete the food items name.




BRE_D



CUPC_KE



BUTT_R



_GGS



JA_



SAL_D



FI_H



M_LK



_AKE

2. Fill in the blanks.



1. My name is _____.
2. I'm _____ years old.
3. My mother's name is _____.
4. My mother is a/an _____.
5. My father's name is _____.
6. My father is a/an _____.
7. My grandmother's name is _____.
8. My grandfather's name is _____.
9. My sister's name is _____.
10. My sister is a/an _____.

3. Match the images with the correct word.



Classroom



Canteen



Playground



Toilet




Principal's
Office



Library

4. Colour the Clothes



brown



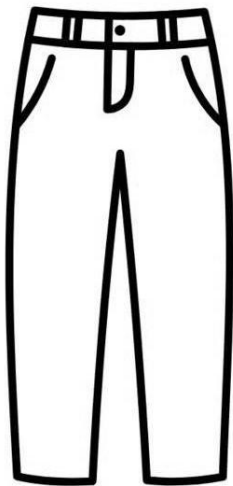
pink




orange



black



blue



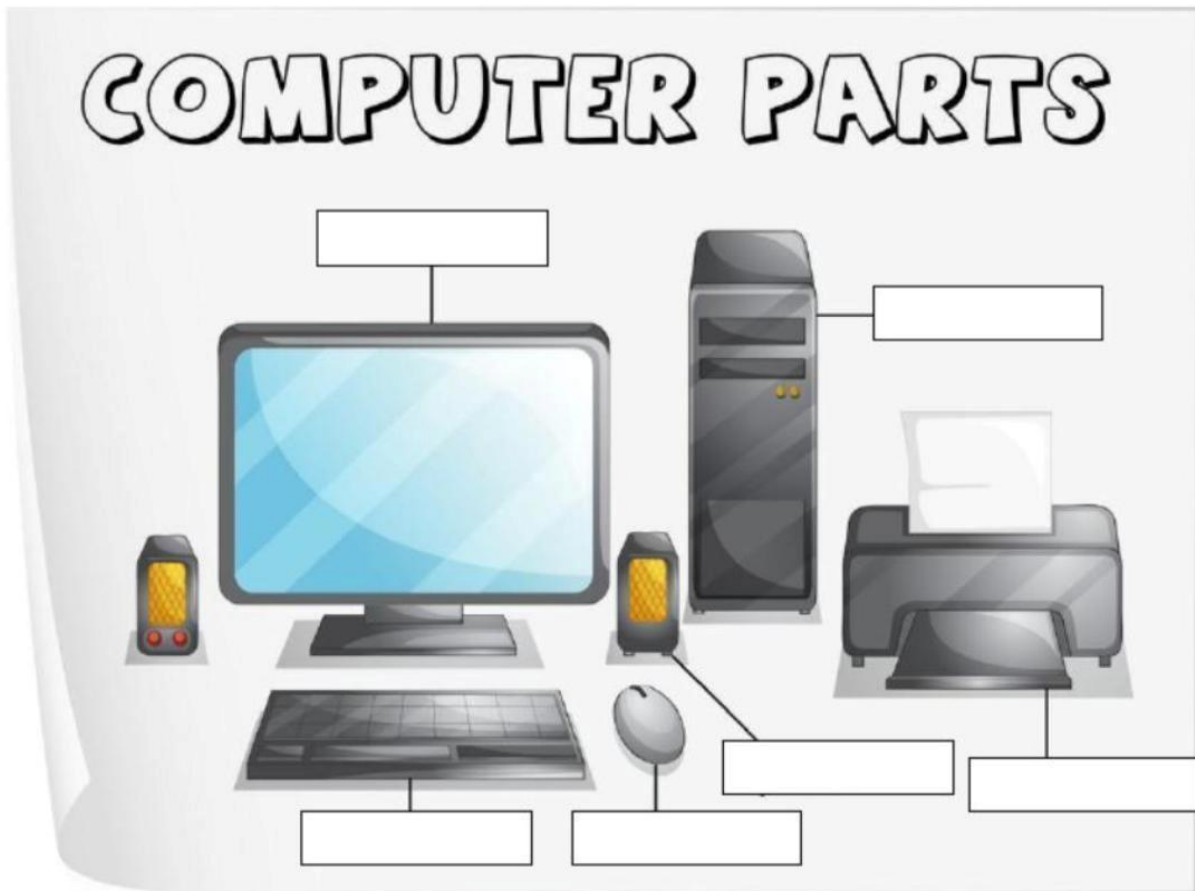
purple



green

SUBJECT: COMPUTER

1. Label the parts of the computer.



1. Monitor

2 Printer


3. Mouse

4. CPU

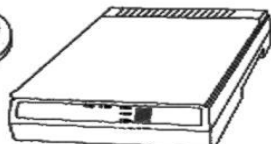
5 Keyboard

6. Speakers

2. Word Search Puzzle Computer Parts.



Pendrive



Scanner



Monitor



Cable



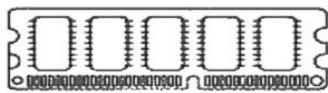
Mouse



Laptop



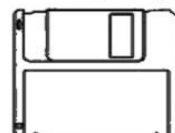
Printer



RAM



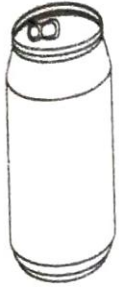
Hard Disk



Floppy

SUBJECT: SAFETY TROOP

Q.1. Circle and color the healthy food.



Q.2. Color the picture:



Q.3. Tick (✓) on Yes for safe and cross (x) for unsafe situation.



YES

NO



YES

NO



YES

NO



YES

NO



YES

NO



YES

NO

**Q.4. Identify the pictures that show good touch and bad touch.
Write down the correct answer.**



1. _____



6. _____



2. _____



7. _____



3. _____



8. _____



4. _____



9. _____



5. _____



10. _____

Subject - G.K

1. Match the following animals with their sounds.



purrs



quacks



hums



barks




squeaks



crows




grunts


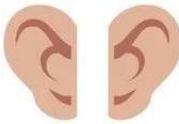










hums

2. Colour the picture.



3. Look at the pictures and circle the correct words.

| | |
|--|---|
|  <input type="text" value="Head"/> <input type="text" value="Hair"/> |  <input type="text" value="Eyelashes"/> <input type="text" value="Ears"/> |
|  <input type="text" value="Hand"/> <input type="text" value="Hair"/> |  <input type="text" value="Arm"/> <input type="text" value="Back"/> |
|  <input type="text" value="Eyes"/> <input type="text" value="Ears"/> |  <input type="text" value="Foot"/> <input type="text" value="Hand"/> |
|  <input type="text" value="Nose"/> <input type="text" value="Mouth"/> |  <input type="text" value="Shoulder"/> <input type="text" value="Leg"/> |
|  <input type="text" value="Neck"/> <input type="text" value="Nose"/> |  <input type="text" value="Hand"/> <input type="text" value="Foot"/> |

4. Circle and colour all the living things.



